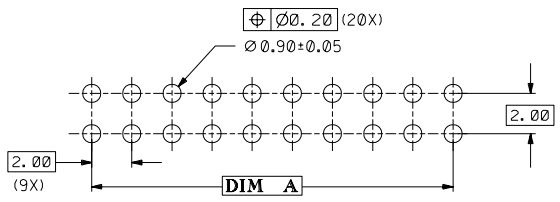
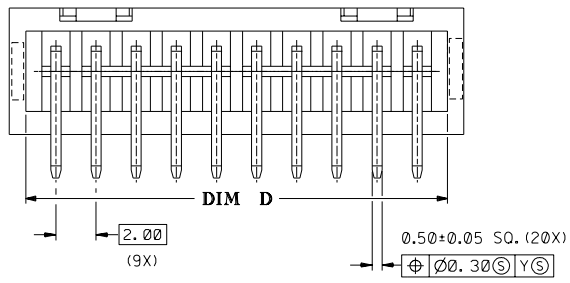
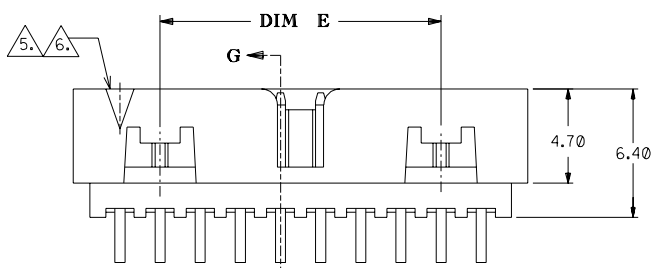
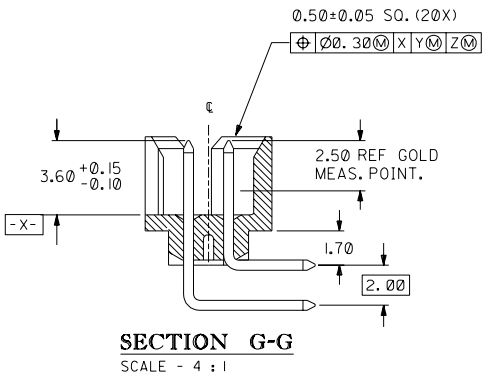
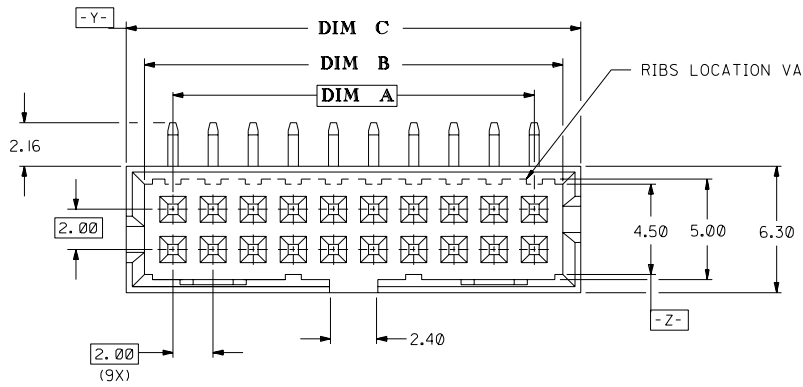


DWG. NO. SD | 87333-***20
CAD FILE S8733320.DGN
DO NOT SCALE DRAWING



RECOMMENDED PCB PATTERN

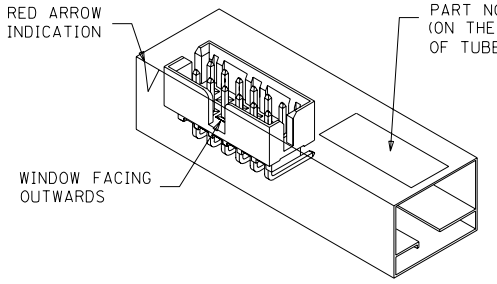


FIG.1 : ORIENTATION OF PART IN TUBE.
(FOR THE REFERENCE OF PART/TUBE ASSEMBLY.)

PLS REFER TO PART 87333-***3 FOR CENTER LOCKING SLOT OPTION.

PART NO.	CKT SIZE	DIM A	DIM B	DIM C	DIM D	DIM E
87333-042*	4	2.00	4.85	6.65	5.00	—
87333-062*	6	4.00	6.85	8.65	7.00	—
87333-082*	8	6.00	8.85	10.65	9.00	—
87333-102*	10	8.00	10.85	12.65	11.00	—
87333-122*	12	10.00	12.85	14.65	13.00	—
87333-142*	14	12.00	14.85	16.65	15.00	8.00
87333-162*	16	14.00	16.85	18.65	17.00	10.00
87333-182*	18	16.00	18.85	20.65	19.00	12.00
87333-202*	20	18.00	20.85	22.65	21.00	14.00
87333-222*	22	20.00	22.85	24.65	23.00	16.00
87333-242*	24	22.00	24.85	26.65	25.00	18.00
87333-262*	26	24.00	26.85	28.65	27.00	20.00
87333-282*	28	26.00	28.85	30.65	29.00	22.00
87333-302*	30	28.00	30.85	32.65	31.00	24.00
87333-322*	32	30.00	32.85	34.65	33.00	26.00
87333-342*	34	32.00	34.85	36.65	35.00	28.00
87333-362*	36	34.00	36.85	38.65	37.00	30.00
87333-382*	38	36.00	38.85	40.65	39.00	32.00
87333-402*	40	38.00	40.85	42.65	41.00	34.00
87333-422*	42	40.00	42.85	44.65	43.00	36.00
87333-442*	44	42.00	44.85	46.65	45.00	38.00
87333-462*	46	44.00	46.85	48.65	47.00	40.00
87333-482*	48	46.00	48.85	50.65	49.00	42.00
87333-502*	50	48.00	50.85	52.65	51.00	44.00

NOTES:

- FOR ILLUSTRATION PURPOSES, 20 CIRCUIT SIZE WAFER IS SHOWN
 - NO CENTRE POLARIZATION SLOT FOR CKT SIZE 4 AND 6.
 - PRODUCT SPECIFICATION PS-87331 APPLIES.
 - NO SIDE LOCKING SLOT FROM 4 TO 12 CKT SIZE.
5. CKT# IDENTIFICATION APPLIES ONLY TO CKT. SIZE 8 THROUGH 50 ONLY. CKT# IDENTIFICATION MAY OR MAY NOT BE PRESENT ON CKT. SIZE 4 & 6.
6. CKT 4 & 6 HAS NO IDENTIFICATION TAG

PART NUMBER LEGEND :

87333 - ***
CKT SIZE PLATING OPTION

20 - 0.38um/15uin GOLD IN CONTACT AREA AND 1.90um/75uin MIN. TIN/LEAD IN SOLDER TAIL AREA OVER 1.27um/50uin MIN. NICKEL OVERALL.

21 - 0.76um/30uin GOLD IN CONTACT AREA AND 1.90um/75uin MIN. TIN/LEAD IN SOLDER TAIL AREA OVER 1.27um/50uin MIN. NICKEL OVERALL.

mm

B4	ADD NOTE 6 & SYMBOL (ECN# 2000 -0078)	-	SEE	990810	MATERIAL : HOUSING : 30% G.F. NYLON 46 UL94V-0 COLOR - BLACK	
B3	ADD FIG L	S60450	SEE	GMS 960326	PIN : 0.50MM SQ. PHOSPHOR BRONZE	
B2	ADD NOTE 5 AT LOC (DB)	S60296	SEE	GMS 951201	FINISH : SEE ABOVE	
B1	REVISE PER ECN*	S50078	JACK	S.O. 940818		
B	REVISE PER ECN*	S40584	SEE	TOH 940803	GENERAL TOLERANCES ± 0.20/.008 REV B4	
A	REVISE PER ECN*	S30634	ANG	TOH 930507		
I	PRE-REL PER ECN*	S30099	ANG	TOH 920612	DWG. NO.: SD 87333-***20	
LTR	REVISION RECORD	ECN	DR	CHK	DATE	TITLE : 'MILLI-GRID' R/A SHROUDED HEADER W/SLOT, STANDOFF
REVISE ONLY ON CAD SYSTEM					DRAWN BY ANG GW 920612	CHK'D BY TOH SK 920914
					APPR'D BY R WONG 920914	SCALE 4 : 1

MOLEX SINGAPORE PTE LTD
SHEET 1 OF 1